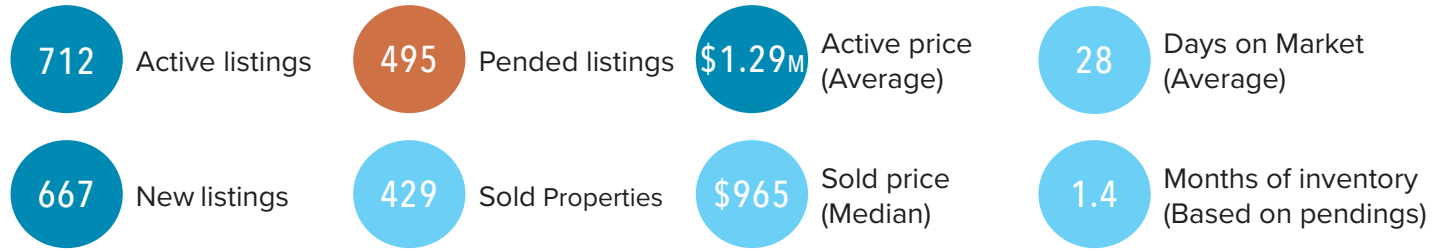


# Seattle Market Report MARCH 2025

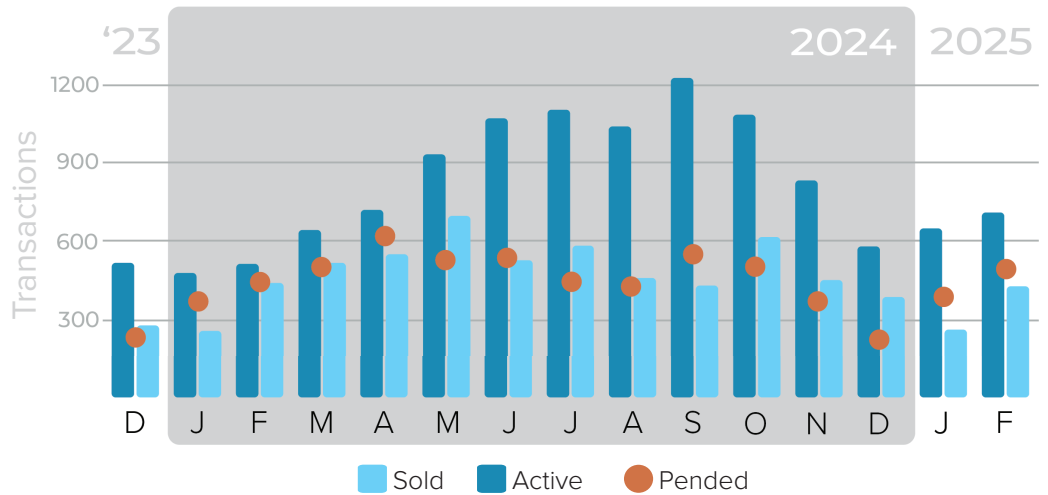
Data from NWMLS on March 6, 2025

## Seattle Supply & Demand Indicators (Feb 2025)

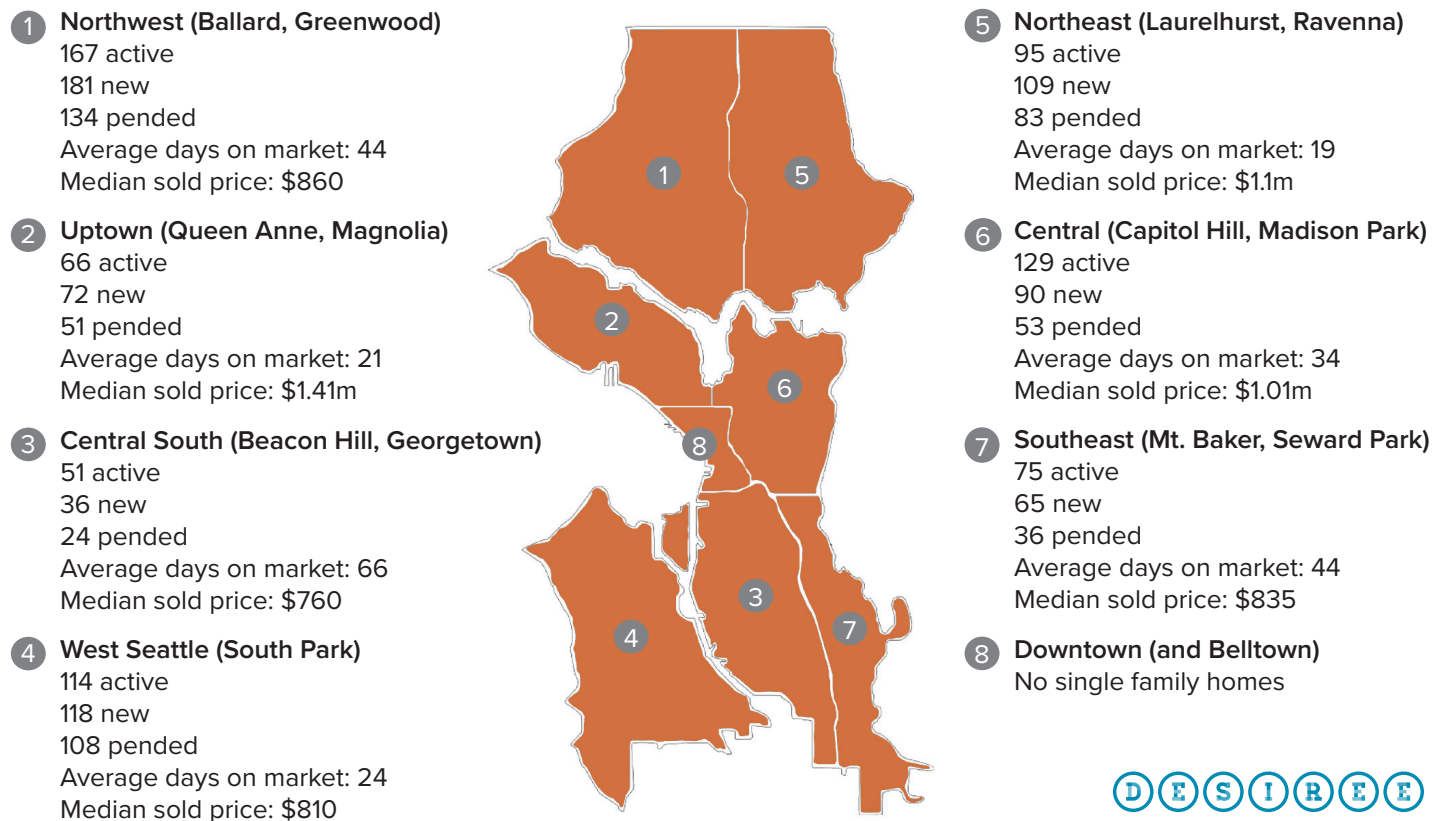


### Robust buyer activity

New listings are immediately absorbed, many with multiple offers. This type of Q1 activity has become the norm. Zillow and Redfin articles about increased listings and long market times are already outdated.



## Seattle Neighborhood Comparison (Feb 2025)



# West Seattle Market Report MARCH 2025

Data from NWMLS on March 6, 2025

## West Seattle Supply & Demand Indicators (Feb 2025)

114 Active listings

108 Pended listings

\$952 Active price (Average)

24 Days on Market (Average)

118 New listings

86 Sold Properties

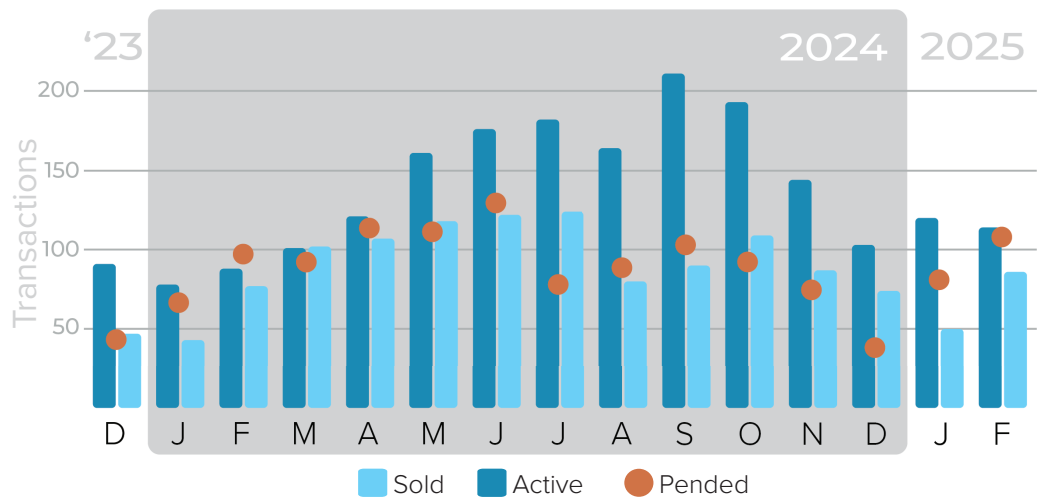
\$810 Sold price (Median)

1.1 Months of inventory (Based on pendings)

### Robust buyer activity

New listings are immediately absorbed, many with multiple offers. This type of Q1 activity has become the norm. Zillow and Redfin articles about increased

listings and long market times are already outdated.



## Seattle Neighborhood Comparison (Feb 2025)

### 1 Northwest (Ballard, Greenwood)

167 active  
181 new  
134 pended  
Average days on market: 44  
Median sold price: \$860

### 2 Uptown (Queen Anne, Magnolia)

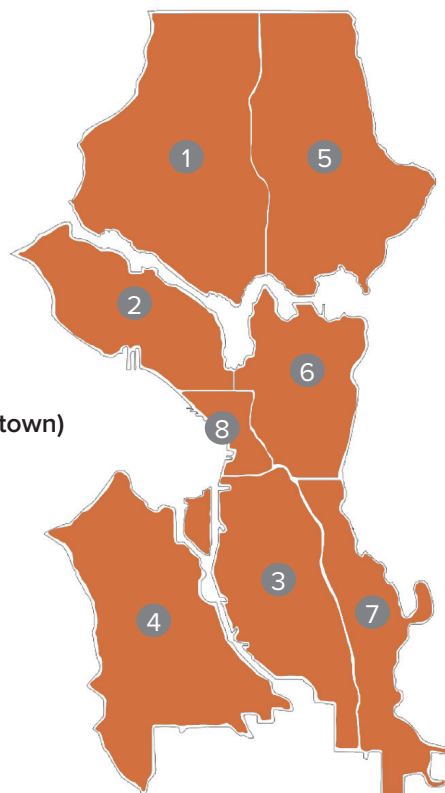
66 active  
72 new  
51 pended  
Average days on market: 21  
Median sold price: \$1.41m

### 3 Central South (Beacon Hill, Georgetown)

51 active  
36 new  
24 pended  
Average days on market: 66  
Median sold price: \$760

### 4 West Seattle (South Park)

114 active  
118 new  
108 pended  
Average days on market: 24  
Median sold price: \$810



### 5 Northeast (Laurelhurst, Ravenna)

95 active  
109 new  
83 pended  
Average days on market: 19  
Median sold price: \$1.1m

### 6 Central (Capitol Hill, Madison Park)

129 active  
90 new  
53 pended  
Average days on market: 34  
Median sold price: \$1.01m

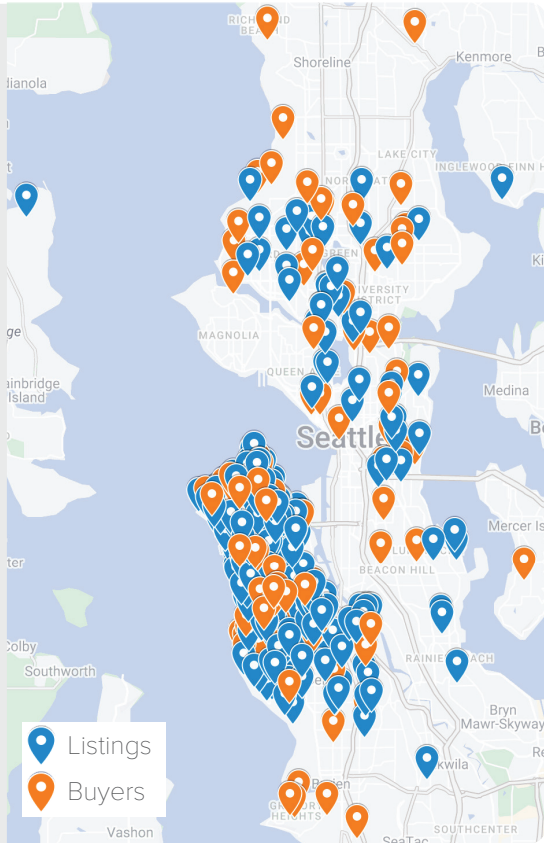
### 7 Southeast (Mt. Baker, Seward Park)

75 active  
65 new  
36 pended  
Average days on market: 44  
Median sold price: \$835

### 8 Downtown (and Belltown)

No single family homes

Business Geography



Testimony

Putting our house on the market was an immense physical and emotional undertaking. We could not have done it without Desiree and her incredible team.

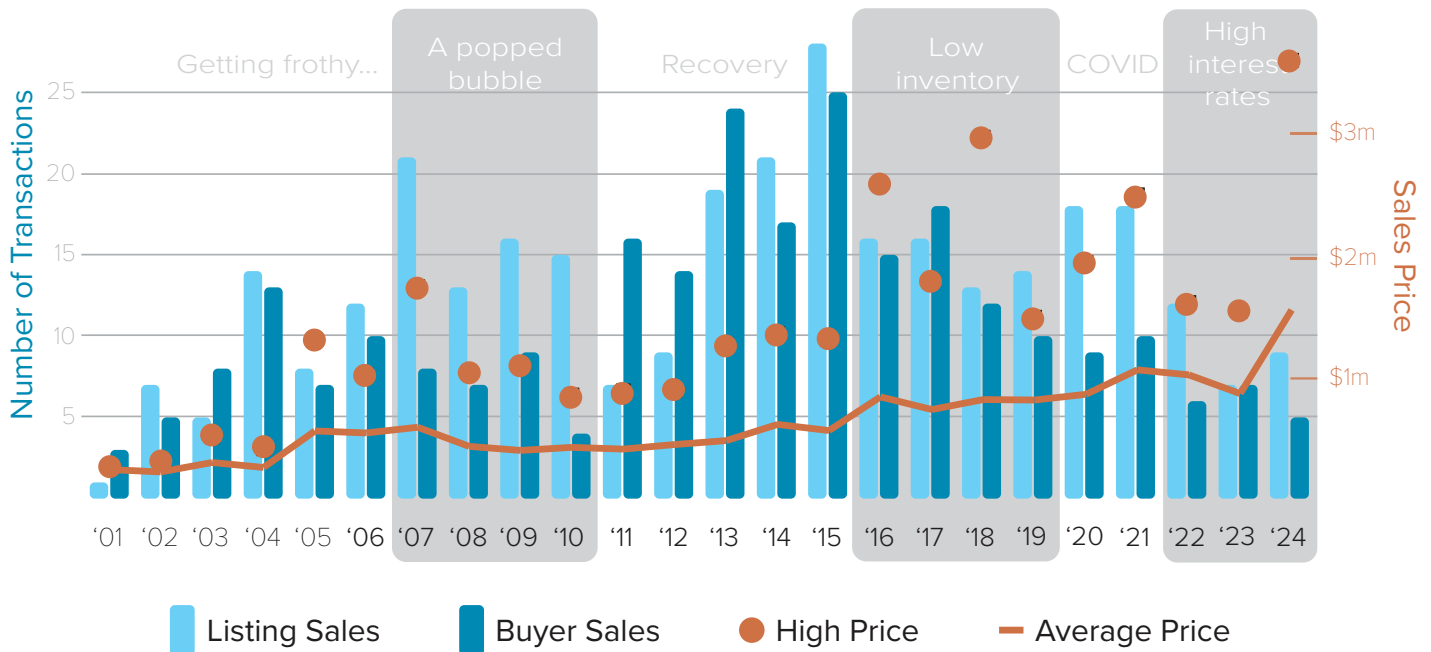
Des provided the honest feedback, gentle encouragement, and boundless energy that were necessary for us to even consider starting this process.

Looking back, it is hard to believe that we got to the point where we were ready and willing to part with our special home.

Forgive the hyperbole, but it feels like we climbed a mountain and Des was our guide. Our sincerest thanks to Des, Joe and their entire team.

-Justin & Jody O'Brien

Desiree's Sales History 2001 - 2025



24

Years in the biz

319

Career total listing sales

262

Career total buyer sales

581

Total sales